



RELIABLE
PRODUCT
**ASSURED
QUALITY**
UNMATCHED
SERVICES

REX

JAPANESE TECHNOLOGY

2023-24 ➡

www.rexindia.co.in

REX

RELIABLE PRODUCT
ASSURED QUALITY
UNMATCHED SERVICES

TABLE OF CONTENT

01	COMPANY PROFILE	01
02	THE HISTORY	02
03	THREADING MACHINE	03 - 05
04	COMPATIBILITY TABLES / DIES TABLES	06
05	ACCESSORIES	07
06	RB TUBE CUTTERS	08
07	FEATURES OF REX PIPE THREADING MACHINE	09 - 10
08	GROOVING MACHINE	11 - 12
09	PORTABLE GROOVER	13 -14
10	BANDSAWS	15 - 16
11	PIPE INSPECTION CAMERA	17

Rex Industries Co., Ltd.

For the NEXT STAGE

"The Three Benefits" is a concept that forms the basis of our business philosophy, focussing on courteous customer and employee relations and service to society as a whole.

CUSTOMER RELATIONS



Corporate Philosophy

"The Three Benefits"

Our philosophy of "The Three Benefits" is aimed at benefitting our customers, our employees and society as a whole. In a spirit of mutual trust, we make every effort to enable each of these three parties to enjoy mutual prosperity and, in the process, we aim to contribute to modern society

Management Policies

We aim to improve the quality of our management and to create a comfortable working environment for our users, which includes providing products that are easy to use, leave a lasting impression, and which you simply enjoy using.


Manufacturing policy & concern for the Environment

Based on the concept that "product development starts at the work site", we put every effort into innovation and the creation of products of the highest quality that both gain our customers' complete trust & satisfy their increasingly demanding needs.

At the same time, we put every efforts into achieving an environmentally friendly enterprise with a truly global outlook.

AN OUTLINE OF REX

Established	August, 1925
Capital	¥90,000,000 (REX Group Total : ¥1,050,000,000)
Chairman President	John K. Miyagawa Junichi Miyagawa
Registered address & Finance Dept.	1-4-5 Nishi Shinsaibashi Chuo-ku, Osaka, Japan
Head Office & Main Factory	1-9-3 Hishiya-Higashi, Higashi-Osaka, Japan
Branch Offices	Tokyo and Osaka
Sales Offices (Domestic)	Sapporo, Sendai, Tokyo, Maebashi, Kanagawa, Nagoya, Osaka, Hiroshima and Kyushu
No. of Employees	180 (REX Group Total : 300)
Activities and Products	Planning, development, production, manufacture, sales and marketing of Pipe Threading Machines, Cutters, Fusion Units, Copper Tube Tools, Diamond Core Drills and Machinery & Equipment for the Environment, Water systems, and Equestrian-related products etc.
Group Companies	<ul style="list-style-type: none"> • REX International U. S. A., Inc. • Suzhou REX Electro-Machinery Co., Ltd. • REX International Asia Co., Ltd. • REX Industries India Pvt. Ltd.





Miyagawa Tool Works
(At time of foundation)



Company premises & founder



Factory



Hand Grinder



Cobra Blow Torch



Oster type Pipe threader

- 1925:Miyagawa Tool Works established.
- 1935:Factory moved to newly constructed facility in Higashi-Osaka City (present location).
- 1938:Policy initiated of hiring the disabled.
- 1959:Tokyo branch office opened, marking the first step toward the creation of a domestic network.
- 1961:Second factory completed at Head Office. Mass production of pipe machines started.
- 1964:Sales department becomes an independent concern, REX Tool Co., Ltd.
- 1965:REX Industries Co., Ltd. established.
- 1974:European market links opened.New reconstruction work on Head Office factory completed.
- 1976:American market links opened.1979:Head Office moved to Minamishimizu-cho, Minami Ward, Osaka.
- 1988:Wheeler Mfg. established as a division of REX International U.S.A., Inc.
2D computer-aided design (CAD) introduced.
- 1989:REX Industries Co., Ltd. merges with REX Tool Co., Ltd.
Service division becomes an independent company (REX Techno Service Co., Ltd.)
- 1990: Construction of training facilities at Misaki Hall completed. REX products exhibited at Milan exhibition.
- 1991:REX International Asia Co., Ltd. established. Construction of new building in Higashi-Osaka completed.
- 1992:"ENSYS" production control system and "RIMSS" sales control system implemented.
- 1993:Corporate Identity (CI) activities initiated. Horse Amenity Division established.
SPARKEL series awarded first prize by Osaka Design Center.
- 1994:MANTIS 180 (Band Saw) and REX Star 25 (pipe threading machine) awarded Good Design Award by the Ministry of International Trade and Industry.
MANTIS 180 awarded Good Design Prize for Products, Architecture or Interiors by Small and Medium Enterprises Agency.
- 1995:Support team organized to help with reconstruction following the Great Hanshin-Awaji Earthquake of January 1995; team dispatched to reconstruction sites.
Research into diamond tools and equipment begins.
- 1996:Suzhou REX Electro-Machinery Co., Ltd. established. Tottori REX Industries Co., Ltd. established.
3D computer-aided design (CAD) introduced. In-house network completed.
- 1997:REX Museum completed.
Roll Threading machine receives Grand Meritorious Prize for Japanese Inventions.
- 1998:Trade with Central & South America begins. ISO 9001 certification acquired.
- 2000:Participated in ENF exhibition, Mexico.
- 2001:RB Tube Cutter wins Good Design Award, and Small and Medium Enterprise Agency Director's Award.
REX exhibits products in Eastern Europe for the first time. (Prague, Czech Republic) .
REX International Asia Co., Ltd. moves to new offices.
- 2002:REX Industries Europe S. r. l. established. Participated in Mostra Convegno, Italy.
- 2003:ISO 14001 Certification acquired.
- 2004:Construction of Suzhou REX No.2 Plant completed. First participation in Japan D.I.Y. Home Center Show.
- 2005:Celebration of 80th Anniversary of the founding of the company.
- 2006:Awarded Higashi-Osaka Gold Prize for Craftsmanship.
- 2007:Mantis 180WA/180WS Band Saw launched. Official supplier of International Skills Festival for All Japan 2007.
- 2008:Winner of the 33rd Nikkan Industrial Newspaper Grand Prize for Inventions
Recipient of the Osaka Environmental Agency Incentive Award for Business Activities.
Selected as one of the "300 Vibrant Manufacturing SMEs" (METI 2008).
- 2010:According to a revision of the Standard Specifications for Public Construction Works issued by the Ministry of Land, Infrastructure and Transport, 2010, rolled threads and powdered polyethylene lined steel pipe up to 50A can be used.
- 2011:Tottori Factory Receives JSCTA's Environment Award.
- 2013:Incorporation of Rex Industries India Pvt. Ltd.

Threading Machine NT50A

2 Inch

Excellent quality, best selling affordable, reliable & efficient.

NT50A

Part No.	NT50A
Type of Head	Manual Open
Ability	1/2 - 2"
Voltage	220 volts (50/60 Hz)
Motor	700 watts Series Motor
Speed of the Machine	39 rpm
Weight	48 Kg
Size	580 x 360 x 390 mm (LxWxH)
Standard Accessories	<ul style="list-style-type: none"> Cutting Oil 3 Ltrs. Hex Key-wrench 3-4-5-6mm Dies 1/2"-3/4", 1"-2" one set each Manual- open Die Head 1/2"-2" with Stand



Threading Machine CN50A-II

2 Inch

CN50A-II



Excellent Quality, Best Selling Affordable, Reliable & Efficient

Part No.	CN50A-II
Type of Head	Manual Open
Ability	1/2 - 2"
Voltage	220 volts (50/60 Hz)
Motor	600 watts Series Motor
Speed of the Machine	36 rpm
Weight	49 Kg
Size	560 x 320 x 380 mm (LxWxH)
Standard Accessories	<ul style="list-style-type: none"> Cutting Oil 3 Ltrs. Hex Key-wrench 3-4-5-6mm Dies 1/2"-3/4", 1"-2" one set each Die Head 1/2"-2" with Stand

Threading Machine NP80A

3 Inch (Made in Japan)

A Breakthrough in the high quality, strong and durable.

Part No.	NP80A
Type of Head	Manual Open
Ability	½ - 3"
Voltage	220 volts (50/60 Hz)
Motor	1000 watts Series Motor
Speed of the Machine	29 rpm
Weight	67 Kg
Size	690 x 490 x 423 mm (LxWxH)
Standard Accessories	<ul style="list-style-type: none"> • Carbon Brushes 1 Pair • Cutting oil 4Ltrs. • Hex Key-wrench 3-4-5-6mm • Dies 1/2"-3/4", 1"-2", 2.1/2"-3" one set each • Die Head 1/2"-2", 2.1/2"-3" one each • with Stand

NP80A



Threading Machine CN100A- TG

4 Inch

CN100A-TG

A Breakthrough in the high quality, strong and durable.



Part No.	CN100A-TG
Type of Head	Uni auto open, profiling (Auto)
Ability	½ - 4"
Voltage	220 volts (50/60 Hz)
Motor	1200 watts Condenser Motor
Speed of the Machine	36(1/2-3/4) rpm, 20 (1-2) rpm, 11 (2.1/2-4) rpm
Weight	103 Kg
Size	873 x 635 x 558 mm (LxWxH)
Standard Accessories	<ul style="list-style-type: none"> • Cutting Oil 3Ltrs. • Hex Key-wrench 3-4-5-6mm • Dies 1/2"-3/4", 1"-2", 2.1/2"-4" one set each • Die Head 1/2"-2"(Uni-auto), 2.1/2"-4" (Profiling), one each • with Stand

Threading Machine CN100A-1 (Industrial)

4 inch

CN100A-1



Part No.	CN 100A- 1
Type of Head	Manual Open
Ability	½ - 4"
Voltage	220 volts (50/60 Hz)
Motor	1000 watts Condenser Motor
Weight	107 Kg
Size	1000 x 600 x 620 mm (LxWxH)
Standard Accessories	<ul style="list-style-type: none"> Cutting Oil 4Ltrs. Hex Key-wrench 3-4-5-6mm Dies 1/2"-3/4", 1"-2", 2.1/2"-4" one set each Die Head 1/2"-2"(Manual), 2.1/2"-4"(Profiling) one each with Stand

Die Heads Table

Thread Type	DH Type	Capacity	Code No.	Plate	Width		
BSPT	Manual	¼" - ¾"	290000 *1	N/A	23 mm		
		½" - 1½"	290820 *2	L290	27 mm		
			295633 *3	G891	27 mm		
			295649 **32	2904	27 mm		
		295643 *5	L291	27 mm			
		295652 *6	G892	27 mm			
		1" - 2"	290020	L292	27 mm		
		2½" - 3"	290030 **38	L293	27 mm		
			295660 *4	L181	27 mm		
		Uni-Auto	½" - 1½"	292820	G830	27 mm	
	NV-Auto	½" - 2"	292810	*31	N731	27 mm	
		½" - 2"	292814	*40	NR56	27 mm	
	Self-Open	½" - ¾"	292850	*20	7747	27 mm	
		1" - 1¼"	29A870		G831	27 mm	
		1" - 2"	292020	*21	L189	38 mm	
		2½" - 3"	292030	**33	7744	38 mm	
		2½" - 3"	29A901		7744	27 mm SP	
	Self-Prof. Profiling	2½" - 4"	293040	**34	J079	20 mm	
		¼" - ¾"	290000 *1	N/A	23 mm		
	NPT	Manual	¼" - 1½"	295630		9203	27 mm
¼" - 2"			295655		N740	27 mm	
½" - 1½"			295633	*3	G891	27 mm	
295652			*6	G892	27 mm		
295643			*5	L291	27 mm		
2½" - 3"		295660	*4	L181	27 mm		
		Uni-Auto	292812	**36	N731	27 mm	
			292810	*31	N731	27 mm	
NV-Auto			½" - 2"	292816	**41	NR56	27 mm
Self-Open		½" - ¾"	292850	*20	7747	27 mm	
		1" - 2"	292020	*21	L189	38 mm	
		Manual	2½" - 4"	293050	**37	J102	20 mm
NPSM		Manual	½" - 2"	295656 -	L182	27 mm	
BSW		Manual	W 5/16" - ½"	290000	*1	N/A	23 mm
			290820	*2	L290	27 mm	
	295643		*5	L291	27 mm		
UNC	Manual	5/16" - 1½"	29562U		G841	27 mm	
		5/16" - 2"	29001B		9204	27 mm	
Metric	Manual	M8 - 45	29082A		G842	27 mm	
		M8 - 52	29002A		2903	27 mm	
		M20 - 32 P1.5	29003A		L281	27 mm	
BSPP	Manual	G½" - 2"	295652	*6	G892	27 mm	
		G2½" - 3"	295660	*4	L181	27 mm	
PF	Uni-Auto	G½" - 2"	292810	*31	F731	27 mm	
		PF16 - 42	290823	*10	G843	27 mm	
		PF16 - 54	290023	*11	G848	27 mm	
		PF70 - 82	290033	*12	3330	27 mm	
		PF92 - 104	293041		J605	38 mm	
Conduit	Manual	C15 - 39	290823	*10	G843	27 mm	
		C15 - 51	290023	*11	G848	27 mm	
		C63 - 75	290033	*12	3330	27 mm	
Grooving/Bevelling	Handle	¾" - 2"	292026		L187	20 mm	
		2½" - 3"	292036		7744	20 mm	
		2½" - 4"	293047		J088/J086	20 mm	

Note: Where the number is the same * indicates it can be used for different types of thread.

Die Heads

- **32: Standard Equipment with NP50A, NP80A, BSPT version
- *31: Standard Equipment with NP50AV, NP80AV, NP80AV, N100A BSPT version
- **38: Standard Equipment with NP50A, NP80AV BSPT version
- **33: Standard Equipment with NP80AV BSPT version
- **34: Standard Equipment with N100A BSPT version
- *6: Standard Equipment with NP80A NPT version
- **36: Standard Equipment with NP80AV, N100A NPT version
- *4: Standard Equipment with NP80AV NPT version
- **37: Standard Equipment with N100A NPT version
- **40: Standard Equipment with NP50AV BSPT version
- **41: Standard Equipment with NP50AV NPT version

Note: Where the number is the same,
* indicates it can be used for different types of thread.

40A-100A (Except R50A / NR50A)

		Compatibility (Old model)	
B40A			N40A
NP50A			N50A, P50A
NP80A			N80A, S80A
N100A			

Colour shows compatibility with various machines.



Dies Table

ISO 7-1 (JIS B0203) <R> British Standard Pipe Thread: Tapered

BSPT	Tpi	Angle	Width	Alloy	HSS	*ARK	*SUS	DH				
1/4" - 1/2"	19	55	23 mm	160003	166003	-	-	290000				
1/2" - 3/4"	14	55	27 mm	161907 *1	166007	166355	166351	290820 295633 292820 292850	295649 295652 295643 292810 292814			
1" - 1 1/2"	11	55	27 mm	161910	166010	-	166352	290820 295633 292820 29A870	295643 290020			
1 1/2" - 2"	11	55	27 mm	161930	166030	-	166353	295643 290020				
1" - 2"	11	55	27 mm	16K030 *1	16K230	166356	166357	295649 292810 292814				
1" - 2"	11	55	38 mm	16B430	16E030	-	-	292020				
2 1/2" - 3"	11	55	27 mm	161950 *2	166050	-	166354	290030 295660				
2 1/2" - 3"	11	55	38 mm	16B450 *3	16E050	-	-	292030				
2 1/2" - 3"	11	55	27 mm	16A501	16A511	-	-	29A901				
2 1/2" - 4"	11	55	20 mm	162460 *4	16C060	-	-	293040				

ANSI / ASME B 1.20.1 (American) National Pipe Thread: Tapered

NPT	Tpi	Angle	Width	Alloy	HSS	DH				
1/4" - 1/2"	18	60	23 mm	160303	166303	290000				
1/2" - 3/4"	18	60	27 mm	161303	-	295630 295655				
1" - 1 1/2"	11.5	60	27 mm	161307 *5	166307	295630 295633 292850 295655 295652 295643 292812 292810 292816				
1 1/2" - 2"	11.5	60	27 mm	161310	166310	295630 295633	295643			
1" - 2"	11.5	60	27 mm	161330	166330	295643				
1" - 2"	11.5	60	27 mm	16K330 *5	16K430	295655 295652 292812 292810 292814				
1" - 2"	11.5	60	38 mm	16B030	16E330	292020				
2 1/2" - 3"	8	60	27 mm	161350 *6	166350	295660				
2 1/2" - 4"	8	60	20 mm	162360 *7	16C360	293050				

ISO 68-1/261 (JIS B 0205) <M> Metric Thread for Bolt: Parallel

Metric	Pitch	Angle	Width	Alloy	HSS	DH	
M8	1.25	60	27 mm	167702	167722	29082A	29002A
M10	1.5	60	27 mm	167703	167723	29082A	29002A
M12	1.75	60	27 mm	167705	167725	29082A	29002A
M14-16	2.0	60	27 mm	167706	167726	29082A	29002A
M16-22	2.5	60	27 mm	167707	167727	29082A	29002A
M24-27	3.0	60	27 mm	167709	167729	29082A	29002A
M30-33	3.5	60	27 mm	16770A	16773A	29082A	29002A
M36-39	4.0	60	27 mm	16770B	16773B	29082A	29002A
M42-45	4.5	60	27 mm	16770C	16773C	29082A	29002A
M48-52	5.0	60	27 mm	16770D	16773D	29082A	29002A
M50P1.5	1.5	60	27 mm	16770E	-	29003A	
M25P1.5	1.5	60	27 mm	16770F	-	29003A	
M32P1.5	1.5	60	27 mm	16770G	-	29003A	

BS84 British Standard Whitworth for Bolt: Parallel

BSW	Tpi	Angle	Width	Alloy	HSS	DH	
W 1/4"	18	55	23 mm	160502	160521	290000	
W 1/2"	14	55	27 mm	160503	160522	290000	
W 3/4"	14	55	23 mm	160504	160530	290000	
W 1"	12	55	23 mm	160505	160523	290000	
W 1 1/4"	11	55	23 mm	160506	160524	290000	
W 1 1/2"	10	55	23 mm	160507	160525	290000	
W 1 3/4"	9	55	23 mm	160508	160526	290000	
W 2"	8	55	27 mm	160509	160527	290000	295643
W 2 1/4"	7	55	27 mm	160510	160528	290820	295643

ISO 263 (ANSI B 1.1, JIS B 0206) <UNC> Unified National Coarse thread for Bolt: Parallel

UNC	Tpi	Angle	Width	Alloy	HSS	DH	
1/4"	18	60	27 mm	167502	29562U	29001B	
1/2"	14	60	27 mm	167503	29562U	29001B	
3/4"	14	60	27 mm	167504	29562U	29001B	
1"	12	60	27 mm	167505	29562U	29001B	
1 1/4"	11	60	27 mm	167506	29562U	29001B	
1 1/2"	10	60	27 mm	167507	29562U	29001B	
1 3/4"	9	60	27 mm	167508	29562U	29001B	
2"	8	60	27 mm	167509	29562U	29001B	
2 1/4"	7	60	27 mm	167510	29562U	29001B	
2 1/2"	6	60	27 mm	167520	29562U	29001B	
2 3/4"	4.5	60	27 mm	167530	29001B		

JIS B 0204 <CTC> Conduit, thin steel pipe thread (parallel) for electrical wiring

Conduit	Tpi	Angle	Width	Alloy	DH	
C19 - 25	18	60	27 mm	161209	290823	290023
C31 - 51	16	60	27 mm	161230	290823	290023
C63 - 75	16	60	27 mm	161250	290033	

Dies

- *1: Standard Equipment with NP50A series, NP80A series, N100A BSPT version
- *2: Standard Equipment with NP80A, NP80AV BSPT version
- *3: Standard Equipment with NP80AV BSPT version
- *4: Standard Equipment with N100A BSPT version
- *5: Standard Equipment with NP50A series, NP80A series, N100A NPT version
- *6: Standard Equipment with NP80A, NP80AV NP T version
- *7: Standard Equipment with N100A NP T version

ISO 228-1 (JIS B 0202) <G> British Standard Pipe Thread: Parallel JIS B 0204 <GTG> Conduit, thick steel pipe thread (parallel) for electrical wiring

BSPP	Tpi	Angle	Width	Alloy	DH	
G 1" - 1 1/2"	14	55	27 mm	162083	295652	292810
G 1" - 2"	11	55	27 mm	16K040	295652	292810
G 2" - 3"	11	55	27 mm	162084	295660	

PF	Tpi	Angle	Width	Alloy	DH	
PF16 - 22	14	55	27 mm	161107	290823	290023
PF28 - 36	11	55	27 mm	161110	290823	290023
PF42 - 54	11	55	27 mm	161130	290023	
PF70 - 82	11	55	27 mm	161150	290023	
PF92 - 104	11	55	38 mm	161160	293041	

ANSI/ASME B 1.20.1 (American) National Pipe Thread: Straight Mechanical

NPSM	Tpi	Angle	Width	Alloy	DH	
1/2" - 3/4"	18	60	27 mm	161360	(295656)	
1" - 1 1/4"	14	60	27 mm	161363	295656	
1" - 1 1/2"	11.5	60	27 mm	161364	295656	
1 1/2" - 2"	11.5	60	27 mm	161366	295656	

Grooving	G/W	Angle	Width	Alloy	DH	
1"	8	90	20 mm	16G607	292026	
1" - 2"	8	90	20 mm	16G630	292026	
2 1/2" - 3"	8	90	20 mm	16G650	292036	
2 1/2" - 3 1/2"	9.5	90	20 mm	16G650	293047	
4"	9.5	90	20 mm	16G660	293047	

Bearing	Angle	Width	Alloy	DH	
1/2"	30	20 mm	16H707	292026	
1"	37.5	20 mm	16H807	292026	
1" - 2"	30	20 mm	16H730	292026	
1" - 2"	37.5	20 mm	16H830	292026	
2 1/2" - 3"	30	20 mm	16H790	292036	
2 1/2" - 3"	37.5	20 mm	16H890	292036	
2 1/2" - 4"	30	20 mm	162760	293047	
2 1/2" - 4"	37.5	20 mm	162860	293047	
2 1/2" - 4"	45	20 mm	162862	293047	

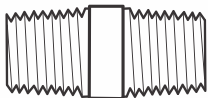
15A - 100A (1/2" - 4")

Saves Wasting Short Pipes, Suitable For Internally Coated Pipes

NIPPLE ATTACHMENT



Nipple Attachment
(1/2") 1701NA



Shortest nipple length



Chuck

Short pipe

Code No.		Type (Model)	Size	Shortest length (mm)	Weight (kg)
BSPT	NPT				
1701NL	—	Nipple Attachment 3/8"	10A	55	1.5
1701NA	1701N0	Nipple Attachment 1/2"	15A	45	1.5
1701NB	1701N1	Nipple Attachment 3/4"	20A	50	1.5
1701NC	1701N2	Nipple Attachment 1"	25A	55	1.5
1701ND	1701N3	Nipple Attachment 1 1/4"	32A	65	1.9
1701NE	1701N4	Nipple Attachment 1 1/2"	40A	65	1.9
1701NF	1701N5	Nipple Attachment 2"	50A	70	2.8
1701NG	1701N6	Nipple Attachment 2 1/2"	65A	75	3.2
1701NH	1701N7	Nipple Attachment 3"	80A	80	3.5
1701NK	1701N9	Nipple Attachment 4"	100A	100	4.85
—	—	Nipple Attachment Twrench	M10*17	—	—

15A - 150A (1/2" - 6")

THREAD GAUGES

For checking male taper threads BSPT.

Code No.	Type (Model)	Size
473001	Thread Gauge Set 1/2"-1"	15A, 20A, 25A with metal case
473002	Thread Gauge Set 1/2"-2"***	15A, 20A, 25A, 32A, 40A, 50A
473010	Thread Gauge 1/2"	15A
473011	Thread Gauge 3/4"	20A
473012	Thread Gauge 1"	25A
473013	Thread Gauge 1 1/4"	32A
473014	Thread Gauge 1 1/2"	40A
473015	Thread Gauge 2"	50A
473016	Thread Gauge 2 1/2"	65A
473017	Thread Gauge 3"	80A
473019	Thread Gauge 4"	100A
473020*	Thread Gauge 5"	125A
473021*	Thread Gauge 6"	150A

* Production to Order ** with plastic case

Thread Gauge Set (1/2"-1")
473001



CUTTER WHEELS FOR THREADING MACHINES



135076



135077



135070



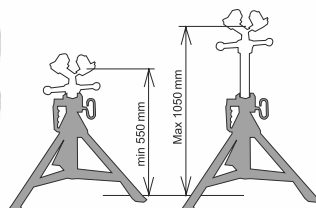
135071

Code No.	Type (product name)	Use
135076	Cutter Wheels for threading machines (40-150A)	Steel Pipe
135070	Cutter wheels for threading machines (20A-25A)	
135077	Cutter wheels for stainless steel pipe (40-150A MC)	Stainless Steel Pipe
135071	cutter wheels for stainless steel pipe (20A-25A MC)	

PIPE SUPPORT HG200 25A-200A (1"-8")



Hg200
170070




Code no.	Type (Product Name)	Height (mm)	Applicable Pipe (in.)
170070	Pipe Support Hg200	550-1050	1 - 8

MAGNETER



Magnet
17027A



The Most Suitable tool for removing Scrap from the machine oil tank (Magnet).

Code No.	Type (product name)	Dimensions (mm)	Weight (g)
17027A	Magnet	Φ60 x Φ98 x 198	270

So Light! So easy to use! - REX advanced roller system

Light, precise cutting of thin wall stainless steel (INOX) Pipe attracts the piping world's attention.



RB TUBE CUTTERS Φ3-Φ67

Ball bearings make the difference!

Great cuts with the greatest of ease!

High-quality radial ball bearings enable REX RB tube cutters to cut with less efforts than any previous models give them a try and see just how easy it is!

Replace the blade with an SUS pipe blade and they can even cut thin wall stainless steel pipes.

*SUS pipe replacement blades for models 30, 42 and 67 sold separately.

Code No.	Model	Capacity (outside diameter) (mm)	half diameter of rolling (mm)	Length (mm)	Weight (g)	number of bearings	Applicable Pipe				English Packages
							Copper tube	Coated Copper tube	Thin wall stainless steel pipe	PE TUBE	
425122	Rb22	3-22	43	57	130	5	●				
427128	N28	4-28	60	93	175	8	●				
427228	N28S								●		
427830	N30P	5-34	132	150	360	8	●	●			●
427630	N30S								●		●
427842	N42P	6-42	150	180	400	8	●	●			●
427642	N42S								●		●
427342	N42M*								●		
427867	N67P	12-67	222-250	330	870	14	●	●			●
427667	N67S		223-251						●		●
427467	N67PE	12-65	253-257							●	
427367	N67M*	12-67				12			●		

*grooving tool



Rollers with radial ball bearings (Model N42S)



Rb22
425122
Φ3 - 22
For copper tube



N28S
427228



N42S
427642

N47S
427667

SPARE CUTTER WHEELS & ROLLER (with ball bearings)



N42P



N30P








N28



N28S



N67S

		Use	Code No.	For use with	Quantity per package	English package
Cutter Wheels		Copper tube only	424241	Rb22	1	
			424231	Rb28, N28	1	
			424234	Rb67	1	
		Copper tube and coated copper tube	424242	RB30MINI	1	
			424292	RB30P, RB42P N30P, N42P, N67P	1	●
		PE Tube	424236	RB67PE	1	
			424245	N67PE	1	
		Thin wall stainless steel pipe	424240	RB28S, RB30MiniS, N28S	1	
			424284	RB30S, RB42S N30S, N42S, N67S	1	●
			424286	RB67S	1	●
Roller		Thin wall stainless steel pipe (grooving)	424238	RB42M, N42M, N67M	1	
			424239	RB67M	1	

In addition to their precision, toughness and variety, Rex pipe threading machines offer these great Features. Consumables can be replaced easily.

EASY MAINTENANCE

Easy to change the Dies

Dies can be changed without removing the die head from the machine.

Notches in the dies click into position against spring balls in the die head to allow you to easily confirm the dies have been installed correctly.

Easy to change the Chuck Jaw Inserts

Chuck jaw inserts can easily be changed using a hexagonal wrench. It's not necessary to disassemble the chuck, so maintenance can easily be performed even at site.

Easy to check and inspect the Oil Pump, too

Oil pump is readily accessible so it is easy to check.

Easy to change the Carbon Brushes

Carbon brushes come with a stopper so that when they are worn the motor stops automatically, which avoids damaging it.

To access and replace the brushes, remove the side and bottom covers with a screwdriver. The brushes can be changed easily, even if they wear out while working at a construction site.

Rear chuck jaws do not come out, resulting in enhanced operator safety.

Safety collar protects operator's fingers.

Easy to carry



USER FRIENDLY



COMPATIBILITY

While there are differences in the types of die head, the dies for 1½" to 4" machines are mostly interchangeable.

The ½" to 2" Manual DH, Uni-auto DH, NV-auto DH and Self-opening DH are compatible with the 50A, 80A and 100A

The cutter wheel for the 40A, 50A, 80A, 100A and 150A are compatible.

The reamer shaft has a long enough stroke to reach the pipe wherever it is, so reaming is very easy.

Round cone stabilises reaming. (2 blades)

You can regulate the amount of cutting oil so you needn't worry about it splashing about where you don't want it to.

Carriage handle has four spokes for an easy, secure grip.

Self-oiling function allows you to forget about oil flow when working with the machine.

Two-step blade provides a stable bite allowing you to remove any external coating and cut the pipe at the same time.

Accessories for Groovers

No more worries about obtaining the perfect groove!

25A - 400A (1" - 16")

Standard Model: 2" - 6"

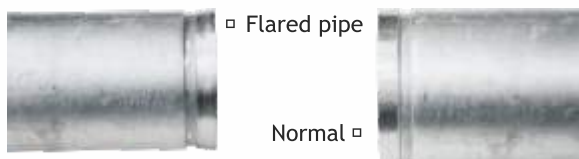
For on-site & shop grooving of 1"-16" Schedule 10 and, 1"-12" Schedule 40 steel pipe.

Utilises REX'S Latest technology to minimise cost & improve efficiency. Self- centring head minimises pipe flare & secures the pipe firmly in the machine. automatic pump & indicator lamp ensure stable grooving. Designed for maximum productivity & lowest cost per groove.

LIGHT GROOVE 150DX

High Precision machining avoids unwanted flared pipe ends.

Flared pipe ends mean the gasket can't be placed on the coupling, so the job needs to be done all over again. furthermore, to avoid producing such defects needs great skill in aligning the pipe perfectly. REX' self-centering function mean just about anyone can process pipes in a stable manner and with increased efficiency.



Self-centring Head

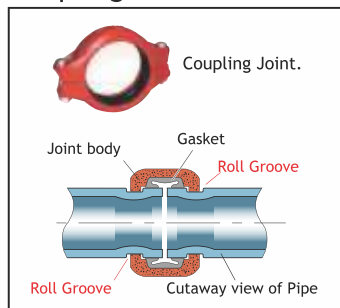
The head adjusts up to an amazing 8" to ensure a perfectly centred groove every time. The carrying handles also serve as guides to make setting pipes easier.

Automatic Pump

RG 150A



Coupling Joint



Roller



341109

* Pipe support optional.

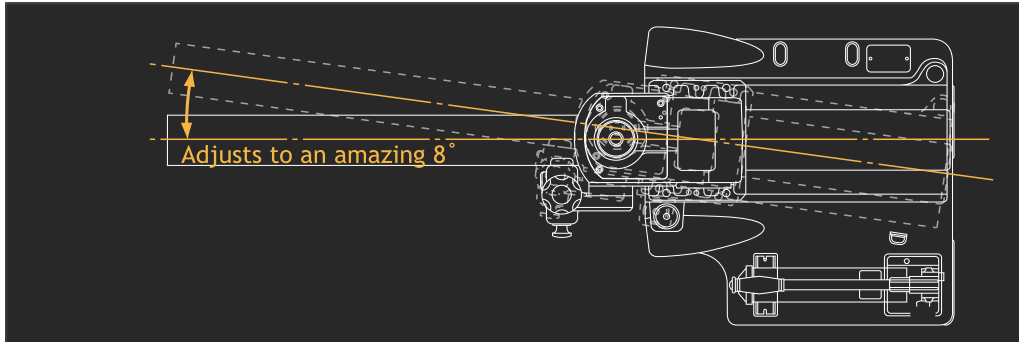
Roll grooving is different to cut grooving.

Roll grooving is a process by which the pipe is deformed under pressure, which maintains its strength. Numerous reports indicate that roll grooving prevented damage to pipelines during the 1995 Kobe Earthquake, Japan.

Code No.	341080	341071, 341074 (CE)
Model	RG-150 (Hand Pump)	RG-150A (Auto Pump)
Pipe Capacity (in.)	1 - 16 Sch. 10 steel pipe 1 - 12 Sch. 40 steel pipe (Standard Model: 2 - 6 roller Sch. 10 - 40 : 341133)	
Motor	700 W Series motor	
Voltage (V)	220 (110 V available)	
Rotation Speed (rpm)	49 (Unloaded)	
Dimensions (mm)	D685 × W490 × H625	
Net Weight (kg)	75	85

Standard Accessories	Tool box, Spirit level, Spanner, T-wrench, Grease 341133: Roller Set 2"- 6" (Sch. 10 - 40), 341125 Spacer 1"- 6"
Optional Accessories	341112: Main Shaft For Roller 1"- 1 1/2" (150DX) 341113: Roller Set 1"- 1 1/2" (Sch. 10 - 40) 341111: Roller Set 8"- 12" (8": Sch. 10 - 40, 10"- 12": Sch. 10) 341137: Roller Set 10"- 12" (Sch. 40) 341136: Roller Set 14"- 16" (Sch. 10) For Thin-wall Stainless Steel Pipe (Schedule 5S -10S) 341112: Main Shaft For Roller 1"- 1 1/2" 341118: Roller Set SUS 30-50Su (1"- 1 1/2": Sch. 5S-10S) 341119: Roller Set SUS 60-80Su (2"- 3": Sch. 5S-10S) 341120: Roller Set SUS 100-150Su (4"- 6": Sch. 5S-10S)

Accessories for Groovers



Raise the red knob on the head lock pin to release the self-centering head.

Roller Set

Standard	Optional				
341133	341112	341113	341111	341137	341136
Roller Set 2"- 6"	Main Shaft 1"- 1 1/2"	Roller Set 1"- 1 1/2"	Roller Set 8"- 12"	Roller Set 10"- 12"	Roller Set 14"- 16"

Spacer (Groove Depth Gauge)

1" - 6"	8" - 12"
341125	341124

Accessories for Groovers

Code No	Description	Light Groove	Portable Groover H	Portable Groover M
341111	Roller Set 8"-12" (8": Sch. 10 - 40, 10"-12": Sch. 10)	●	●	
341112	Main Shaft For Roller 1"-1 1/2" (150DX)	●		
341141	Main Shaft For Roller 1"-1 1/2" (RG-RH)		●	
341113	Roller Set 1"-1 1/2" (Sch. 10 - 40)	●	●	
341133	Roller Set 2"- 6" (Sch. 10 - 40)	●*	●*	
341136	Roller Set 14"-16" (Sch. 10)	●		
341137	Roller Set 10"-12" (Sch. 40)	●	●	
341138	Roller Set 14"-16" (Sch. 10)		●	
341118	Roller Set SUS 30 - 50Su (1" - 1 1/2": Sch. 55 - 105)	●	●	
341119	Roller Set SUS 60 - 80Su (2" - 3": Sch. 55 - 105)	●	●	
341120	Roller Set SUS 100 - 150Su (4" - 6": Sch. 55 - 105)	●	●	●
341551	Roller Set 1"			●
341552	Roller Set 1 1/2"			●
341554	Mount Base R1 REX50A Machine			●
341555	Mount Base R2 REX80A Machine			●
341556	Mount Base E1 #300			●
341557	Mount Base E2 #300 Compact			●
341558	Roller Set 2" - 6"			●*
341559	Mount Base R3 REX N100A Machine			●
341560	Mount Kit M-HR1 REX 50A Machine		●	
341561	Mount Kit M-HR2 REX 80A Machine		●	
341562	Mount Kit M-HR3 REX N100A Machine		●	
341563	Mount Kit M-HE1 #300		●	
341124	Spacer 8" - 12"	●	●	
341125	Spacer 1" - 6"	●*	●*	●
341121	GV Gauge 1"	●	●	●
341122	GV Gauge 1 1/4"	●	●	●
341123	GV Gauge 1 1/2"	●	●	●
341126	GV Gauge 2"	●	●	●
341127	GV Gauge 2 1/2"	●	●	●
341128	GV Gauge 3"	●	●	●
341129	GV Gauge 4"	●	●	●
341130	GV Gauge 5"	●	●	●
341131	GV Gauge 6"	●	●	●
341132	Circumference GV Gauge	●	●	●
341206	GV Gauge 8"	●	●	●
341207	GV Gauge 10"	●	●	●
341208	GV Gauge 12"	●	●	

* Standard Equipment


Hand Pump RG 150



341080

25A - 400A (1" - 16")

Standard Model: 2" - 6"



No need to remove carriage, reamer or die head



Hydraulic Cylinder

Easy grooving with a threading machine.

PORTABLE GROOVER H

- RG-RH unit provides 16" grooving (Schedule 10) and Schedule 40 grooving up to 12".
- Compact, light weight, powerful, and large capacity!
- Easy to mount on your threading machine.
- Easy operation with guide roller means there is no need to put your hand on the pipe.
- Incredibly light handle with hydraulic cylinder.

RG-RH on NP50AV

Code No.	341506
Model	RG-RH Portable Groover H
Working Capacity (in.)	1 - 16 Sch. 10 steel pipe 1 - 12 Sch. 40 steel pipe
Dimensions (D×W×H) mm	272 × 478 × 385*
Net Weight (kg)	35.5
Standard Accessories	341133 Roller Set 2"- 6" (Sch. 10 - 40) 341125 Spacer 1"- 6" (Mount Kit not included)

* Excluding connecting shaft and pump handle



Simple mount kit (option) provides adaptability to Rex 2", 3", 4" threading machines and #300.



Guide roller prevents the pipe from detaching and eliminates vibration, so there's no need to place your hand on the pipe.



Optional Accessories

Code No.	Model
341560	Mount Kit M-HR1 REX 50A Machine
341561	Mount Kit M-HR2 REX 80A Machine
341562	Mount Kit M-HR3 REX100A Machine
341563	Mount Kit M-HE1 #300
341111	Roller Set 8" (8": Sch. 10 - 40, 10"-12": Sch. 10)
341141	Main Shaft For Roller 1"-1½" RG-RH
341113	Roller Set 1"-1½" (Sch. 10-40)
341118	Roller Set SUS 30- 50Su (1"-1½": Sch. 5S-10S)
341119	Roller Set SUS 60- 80Su (2"-3": Sch. 5S-10S)
341120	Roller Set SUS 100-150Su (4"-6": Sch. 5S-10S)
341124	Spacer 8"-12"
341137	Roller Set 10"-12" (Sch. 40)
341138	Roller Set 14"-16" (Sch. 10)

Combined Motor and Groover Set FPG150M

Rex provides a great combination!

25A - 150A (1" - 6")

Standard Model: 2" - 6"

• FPG150M is a combined motor unit and Portable Groover M (RG-R0+M-R1).

Code No.	Model	Voltage	Groover	Mount Kit
341323	FPG150M CE 230V	230 V	RG-R0	M-R1



PORTABLE GROOVER M/S

Just attach to a REX pipe threading machine for fast, easy grooving.

- ❖ Antil-slipping device enables safe, efficient processing.
- ❖ Groove depth easily adjusted.
- ❖ Special power booster facilitates light and easy operation.

25A - 150A (1" - 6")

Standard Model: 2" - 6"

RG-R1 with NP50A



Portable Groover M
RG-R0 with Mount Base M-R1

For Steel Pipe

Portable Groover M



RG-R0 with
Mount Base M-R1



RG-S1 with
Mount Base M-R1

* Subject to confirmation of adaptability to SUS pipe in each country.

For Stainless Steel Pipe

Portable Groover S



Rollers for SUS

Precise grooving with special rollers

- Makes grooves on 1" to 6" Schedule 10 and 1" to 3" Schedule 40 steel pipes.
- Easily attached to REX N50A, R50A, P50A, NP50A, N80A, S80A, N P80A, N100A, #300 or 300 Compact.
- Like the light groove 150DX, groove depth is easily adjusted. Power mechanism enables grooving with minimal force.
- Compact, lightweight, excellent durability.
- Mount the groover on any of the machines simply by replacing the mount base (5 types available).

Code No.	Model	Applicable machine	Working Capacity	Weight (kg)
341505	RG-R0	No Mount Base	1" - 6" Sch. 10	12.0
341501	RG-R1	N50A, R50A, P50A, NP50A	1" - 3" Sch. 40	14.5
341502	RG-R2	N80A, S80A, NP80A	Standard Model	
-	RG-R3	N100A	For 2" - 6" Sch. 10,	
341503	RG-E1	#300	2" - 3" Sch. 10 - 40	
341504	RG-E2	300 Compact	(Roller set 341558)	10.0
341631	RG-S1	No Mount Base	Stainless Steel Pipe 30 - 50Su Sch. 55	
341632	RG-S2	No Mount Base	Stainless Steel Pipe 60 - 150Su Sch. 55	

Optional Accessories

Code No.	Model
341551	Roller set 1" (Sch. 10 - 40)
341552	Roller set 1¼"-1½" (Sch. 10 - 40)
341554	Mount Base R1 REX 50A Machine
341555	Mount Base R2 REX 80A Machine
341559	Mount Base R3 REX 100A Machine
341556	Mount Base E1 #300
341557	Mount Base E2 #300 Compact

MANTIS Series

Greatly improved operability, safety & Transportability

MANTIS 125 8A-100A (1/4"-4")



Code No.	475140
Part No.	MANTIS XB125
Cutting Capacity	90° ROUND PIPE ø 125/SQUARE PIPE 100/ ROUND BAR (MILD STEEL) ø60
Motor	single phase 220 V (50/60 Hz), Split-phase Induction motor 200W, with overload protection
PULLEY SPEED (rpm)	70 (50 Hz), 84 (60 Hz)
Dimensions (mm)	L780 x W340 x H335
Weight (kg)	33
Standard Accessories	14-tooth HSS blade (x1)(475312), Hex key wrench 5mm

Chain Vice



For
4"
PIPE



475140

MANTIS 120A 8A-100A (1/4"-4")



Code No.	475142
Part No.	MANTIS XB120A
Cutting Capacity	90° ROUND PIPE ø 120/SQUARE PIPE 105/ ROUND BAR (MILD STEEL) ø60 45° ROUND PIPE ø 50/ SQUARE PIPE50
Motor	single phase 220 V (50/60 Hz), Split-phase Induction motor 200W, with overload protection
PULLEY SPEED (rpm)	70 (50 Hz), 84 (60 Hz)
Dimensions (mm)	L780 x W340 x H335
Weight (kg)	35
Standard Accessories	14-tooth HSS blade (x1)(475312), Hex key wrench 5mm Hex socket wrench 17mm

Flat Vice



475142

Lightest in its class! Two actions in one machine!

We've brought you safety, we've brought you ease of use, now we bring you a new type of machine in the MANTIS series. Just change the vice for double the action!

MANTIS 180WS 8A-150A (1/4"-6")



Code No.	4751S1, 4751S2 (CE)
Part No.	MANTIS XB180WS
Cutting Capacity	90° ROUND PIPE ø 180/SQUARE PIPE 150/ ROUND BAR (MILD STEEL) ø80
Motor	single phase 220 V (50/60 Hz), Split-phase Induction motor 250W, with overload protection
PULLEY SPEED (rpm)	70 (50 Hz), 84 (60 Hz)
Dimensions (mm)	L865 x W355 x H415
Weight (kg)	37
Standard Accessories	14-tooth HSS blade (x1)(475211), Hex key wrench 5mm



4751S1

Chain Vice



CHAIN VICE UNIT
475190

MANTIS 180WA 8A-150A (1/4"-6")



Code No.	4751A1, 4751A2 (CE)
Part No.	MANTIS XB180WA
Cutting Capacity	90° ROUND PIPE ø 180/SQUARE PIPE 150/ ROUND BAR (MILD STEEL) ø80 45° ROUND PIPE ø 80/ SQUARE PIPE80
Motor	single phase 220 V (50/60 Hz), Split-phase Induction motor 250W, with overload protection
PULLEY SPEED (rpm)	70 (50 Hz), 84 (60 Hz)
Dimensions (mm)	L865 x W355 x H415
Weight (kg)	44
Standard Accessories	14-tooth HSS blade (x1)(475211), Hex key wrench 5mm Hex socket wrench 17mm



4751A1

Flat Vice



FLAT VICE UNIT
475192

MANTIS Series - 270A 8A-250A (1/4"-10")

Among the lightest and most portable of large Band Saws!
Does just about everything you need to do at site!

The latest model in the Mantis range adds a new dimension to your work.
Hydraulic cylinder inside base unit allows variable adjustment of the frame lowering speed.

Features

- Handles up to 10" pipe
- 4 wheels built in for great portability
- Lightest in its class
- Oil-free cutting
- Hydraulic damper and spring allows smooth adjustment of cutting speed
- Cuts at angles from 0° to 45°
- Lets you replace the blade from the front (same as Mantis 180W)
- Built-in brush for plastic waste (same as Mantis 180W)
- Reset switch for when overload protection kicks in
- Clamp to keep pipe in place

for
10"
Pipe



Flat Vice Only

Mantis Saw Blades (Optional extras)

Be sure to use only recommended blades.

	Code No.	Material	No. of teeth (teeth / inch)	No. of blades included
XB125 XB120A	475302	Alloy	14	10
	475303		18	
	475312*	HSS (Bimetal)	14	5
	475313		18	
	475314		24	
XB180WS XB180WA	475200	Alloy	8	10
	475201		10	
	475202		14	
	475203		18	
	475204	HSS (Bimetal)	24	5
	475210		10	
	475211*		14	
	475212		18	
XB270A	475213	Grid saw	24	
	475220		-	
	475270*	HSS (Bimetal)	14	5
	475275		18	5

* Standard accessory


MANTIS 270A



Code No.	4751C1
Part No.	MANTIS XB270A
Cutting Capacity	90° ROUND PIPE ø 270/ SQUARE PIPE 250/ ROUND BAR (MILD STEEL) ø 40 45° ROUND PIPE ø 170/SQUARE PIPE 150
motor	Single phase 220V (50/60Hz), Split-phase induction motor 250 W, with overload protection
pulley speed (rpm)	70 (50Hz), 84 (60 Hz)
Dimensions (mm)	L990 x W510 x H600
Weight (kg)	80
standards accessories	14-TOOTH HSS blade (x1) (475270) / Spanner for adjustment of vice angle, Wrench (19mm) / Hex key wrench 8 mm
optional accessories	Cutting-length guide (475196), Pipe support for 270A (475129), 18-tooth HSS blade (475275)
	 



Contour cutting
for small steel
material



Brush removes
waste powder to
reduce slippage
of saw blade.





Bundle cutting
(Chain Vice)



Cutting Load Adjuster
(LL, L, M, H)



Angled cutting (XB120A, XB180WA)



Auto-winding chain
(XB125)



Can be stored upright
Just needs an area the size of an A4 sheet
of paper (approx. 200 x 300mm)

G-Line Scope 2820

Built-in 28 camera head. Super-clear Images!

Special Features

- 150.8° wide-angle lens provides clearer view of pipe wall
- Clear image from 8 white LEDs.
- Can pass through two 90° elbow bends (Vu40). (Condition of pipe may effect performance)
- Camera head built for underwater use (JIS Ip68) (Up to 10m)
- Built-in recording function allows you to save still pictures & video.
- Lithium-ion polymer batteries allow up to 4 hrs use from a 2- hour charge.



Monitor

Code No	Model
440311	Monitor for GLS2820/2220

Standard Accessories: AC Adaptor, SD Card (4GB), Video Cable, USB Cable



GLS2820

Code number		440316
Product / Model		G-Line Scope 2820
	Dimensions/Weight	Main unit :118(W) × 207(L) × 37(H)/ 380g Reel: 280(W) × 210(L) × 450(H)/ 4.4kg
	Power supply	Lithium-ion polymer battery AC 100V-240V 50/60 Hz (2-hour charge provides up to 4 hours' use.)
	Operating temperature	0° - 55° C
Camera Head	Size; Applicable pipe diameter	Φ28 / Φ30-Φ110
	Flexibility	Capable of passing through two 90° elbows (>Φ40mm)*
	Waterproofing	Waterproof structure conforms to JIS-IP68 Waterproof to 10m
	Illumination	White LEDs (8)
Camera Cable	Diameter / Length	Φ6.6 / 20m (usable length 19m)
	Minimum bend radius	R100 (at normal temperatures)
Lens	Angle of view	Approx. 150.8°
Camera	TV System	NTSC
	Imaging device	300,000 pixels
Monitor	LCD Monitor	3.5" TFT LCD colour monitor
Data storage format		Still picture format: JPEG VGA (640 × 480 pixels) Video: MPEG QVGA (320 × 240 pixels)
Data storage medium		SD Card (4GB included)
Standard Accessories		Carrying case, AC adapter, USB cable, AV cable, SD Card (4GB)

* Flexibility may depend on burrs in the pipe, foreign bodies trapped inside, changes in pipe shape, etc.



GLS2820
440316



Cable Set (20m)



Cable Drum



Carrying Case



Carrying Case for Monitor



Skid 75

Option

Code No.	Model
440317	GLS2820 Cable Set (20m)
440312	GLS2220 Cable Set (20m)
440313	GLS2820/2220 Cable Drum
440314	GLS2820/2220 Carrying Case
440315	GLS2820/2220 Carrying Case for Monitor
440371	GLS2820/2220 Skid 75